



SPINNET™

BRIDGELESS MICRO-SPRINKLER

APPLICATIONS

Greenhouses, Nurseries, Net-houses.

SPECIFICATIONS

- Bridgeless design.
- Micro-sprinkler, 6 different flow rates: 50, 70, 90, 120, 160, 200 l/h.
  Nominal flow rates at 2.3 bar pressure.
- Recommended working pressure: 2.0 up to 3.0 bar.
- Recommended filtration : 130 micron / 120 mesh.
  Filtration method is to be selected based on the kind and concentration of the dirt particles existing in the water. Wherever sand exceeding 2 ppm exists in the water, a Hydrocyclone is to be installed before the main filter.
  When sand/ silt/ clay solids exceed 100 ppm, pre treatment will be applied according to Netafim™ expert team's instructions.
- Inlet connector: Press fit.
- 3 different rotors:
  LR - High trajectory, colored Green
  FLT - Flat distributor, colored Gray
  SR - Low trajectory , colored Blue
- SpinNet™ micro-sprinklers meet ISO 8026 standards (SI 1406) with production certified by the Israel Standards Institute (SII).

FEATURES AND BENEFITS

- SpinNet™ micro-sprinklers are constructed without a "bridge" to retain the spinner, producing a drip-less operation. This means that plants located below the sprinklers are not damaged from water dripping off the sprinkler. SpinNet™ hangs below the supply pipe preventing wetting of the pipe and dripping onto the plants below.
- Interchangeable components. SpinNet™ micro-sprinklers can be disassembled by hand should they need cleaning - no tools are required.
- Acid resistant (AA) raw materials, thus allowing the application chemicals to pass through the system. The system can be cleaned by application of suitable acid treatments.
- Excellent uniformity distribution on a full coverage irrigation system.
- Strongly recommended to connect the SpinNet™ to the distribution pipe with a SSPE (super soft PE) micro-tube, a specifically designed stabilizer and AD valve (anti-drain) that will prevent distribution pipe drainage.

SPINNET™ TECHNICAL DATA

MODEL	NOZZLE CODE COLOR	NOZZLE SIZE (MM)	RECOMMENDED WORKING PRESSURE (BAR)	CONSTANT K	EXPONENT X	WETTED DIAMETER (M)**	SWIVEL (ROTOR) CODE COLOR LR	WETTED DIAMETER (M)**	SWIVEL (ROTOR) CODE COLOR FTL	WETTED DIAMETER (M)**	SWIVEL (ROTOR) CODE COLOR SR
050	Green	0.90	2.0 to 3.0	10.5	0.5	N/A	N/A	N/A	N/A	6.0	Blue
070	Black	1.07	2.0 to 3.0	14.0	0.5	8.0	Green	7.5	Gray	6.5	Blue
090	Orange	1.22	2.0 to 3.0	18.9	0.5	8.5	Green	8.5	Gray	6.5	Blue
120	Red	1.44	2.0 to 3.0	25.0	0.5	8.5	Green	8.5	Gray	6.5	Blue
160	Brown	1.76	2.0 to 3.0	33.6	0.5	9.0	Green	9.0	Gray	6.5	Blue
200	Yellow	1.86	2.0 to 3.0	41.4	0.5	9.5	Green	9.0	Gray	7.0	Blue

**The wetted diameter was measured at 1.5 meters height and at 2.5 bar working pressure

PACKAGING DATA

SPINNET™	QUANTITY P/BOX UNITS	BOX SIZE (CM X CM X CM)	BOX WEIGHT (KG)	BOXES P/PALLET	TOTAL UNITS P/PALLET	PALLET WEIGHT (KG)
Head only	1500	28 x 28 x 57	11.5	32	48000	380
Complete stand, 15 cm tube w/stabilizer and AD valve	200	28 x 28 x 57	13.1	32	6400	419
Complete stand, 30 cm tube w/stabilizer and AD valve	200	28 x 28 x 57	14.8	32	6400	486
Complete stand, 60 cm tube w/stabilizer and AD valve	150	18 x 34 x 79	12.4	20	2000	249
Complete stand, 90 cm tube w/stabilizer and AD valve	200	28 x 27 x 113	15.8	16	3200	253

SPINNET™

Flowchart to determine the desired product definition
How to use: To determine the desired product definition select one of every set of options displayed on the chart.

EMITTER	
SpinNet™	SPNT

SPNT

DISPERSION DEFLECTOR	
High trajectory	LR
Flat distribution	FLT
Low trajectory	SR

HEAD INLET CONNECTOR	
Press fit male	MIC

MIC

FLOW	
50 l/h	050
70 l/h	070
90 l/h	090
120 l/h	120
160 l/h	160
200 l/h	200

STAND ASSEMBLY	
Head only	HEAD ONLY
Head + 15 cm microtube + Stabilizer	15CM W/STB
Head + 30 cm microtube + Stabilizer	30CM W/STB
Head + 60 cm microtube + Stabilizer	60CM W/STB
Head + 90 cm microtube + Stabilizer	90CM W/STB
Head + XXX cm microtube + Stabilizer	XXXCM W/STB

*When selecting an undefined tube length, add the desired length in writing.
** standard supplied micro-tube : 4*6.5 SSPE colored light gray

CONNECTOR TO LATERAL	
Barb	BC
Press fit	PFC
3/8" conic press fit	3/8C
M11 press fit	M11C

ACCESSORIES	
AD valve 1.5/0.7 bar	AD15
AD valve 2.0/0.9 bar	AD20

SPINNET™

Head only

Catalog number: **64200** - (any of below 6 digits)

MODEL	LR		FLT		SR	
	1 Unit	100 Units/bag	1 Unit	100 Units/bag	1 Unit	100 Units/bag
050	N/A	N/A	N/A	N/A	023000	023010
070	010000	010020	005000	005002	024000	024020
090	013000	013020	006000	006010	025000	025020
120	017500	017520	007000	007010	026000	026020
160	020000	020020	007500	007510	027000	027020
200	021300	021320	008000	008005	028000	028020

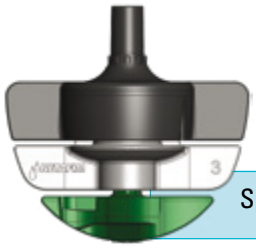

SpinNet™ LR, green swivel

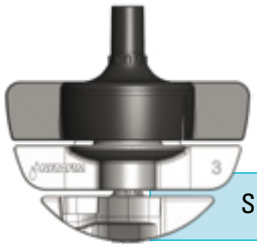

SpinNet™ FLT, gray swivel

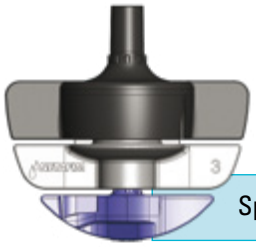

SpinNet™ SR, Blue swivel

SPINNET™

Head + AD valve 20

Catalog number : **64200** - (any of below 6 digits)

MODEL	LR	FLT	SR
050	N/A	N/A	
070	010070	005075	
090			
120			
160			
200			

SPINNET™ ASSEMBLY STANDS

SpinNet™ , UD stand, LR swivel , Flow YYY , micro-tube length XXX , stabilizer , barb connector to lateral pipe , AD valve 20 , Catalog number : **64200** - (any of below 6 digits)

MODEL	15 CM	30 CM	60 CM	90 CM
070		010400	010180	
090		013600		
120		018200		
160		020800		
200		022000		022500

SpinNet™ , UD stand, LR swivel , Flow YYY , micro-tube length XXX , stabilizer , press-fit connector to lateral pipe, AD valve 20 , Catalog number : **64200** - (any of below 6 digits)

MODEL	15 CM	30 CM	60 CM	90 CM
070	010200	010410	010170	
090	013300	013320		
120	017800	018250		
160	020105	020910		
200	021600	022100		

SpinNet™ , UD stand, FLT swivel , Flow YYY , micro-tube length XXX , stabilizer , barb connector to lateral pipe , AD valve 20, Catalog number : **64200** - (any of below 6 digits)

MODEL	15 CM	30 CM	60 CM	90 CM
070	005009	005100	005120	005400
090		006100	006145	
120		007100	007120	007320
160		007750		
200		008100		

SPINNET™ ASSEMBLY STANDS

SpinNet™ , UD stand, LR swivel , Flow YYY , micro-tube length XXX , stabilizer, barb connector to lateral pipe and AD valve 15, Catalog number : **64200** - (any of below 6 digits)

MODEL	15 CM	30 CM	60 CM	90 CM
070	010110	010350	010160	
090		013150	013185	
120		017660		
160				
200				

SpinNet™ , UD stand, LR swivel , Flow YYY , micro-tube length XXX , stabilizer, press-fit connector to lateral pipe and AD valve 15, Catalog number : **64200** - (any of below 6 digits)

MODEL	15 CM	30 CM	60 CM	90 CM
070	010100	010360	010150	
090	013100	013155	013180	
120	017600	017650	017700	
160	020100	020190	021500	
200	021400	021450		

SpinNet™ , UD stand, FLT swivel , Flow YYY , micro-tube length XXX , stabilizer, barb connector to lateral pipe and AD valve 15, Catalog number : **64200** - (any of below 6 digits)

MODEL	15 CM	30 CM	60 CM	90 CM
070	005008	005005	005032	005050
090		006032	006050	006065
120	007017	007027	007037	
160				007710
200				

SpinNet™ , UD stand, FLT swivel , Flow YYY , micro-tube length XXX , stabilizer , press-fit connector to lateral pipe , AD valve 20 ,Catalog number : **64200** - (any of below 6 digits)

MODEL	15 CM	30 CM	60 CM	90 CM
070	005080	005150	005300	
090	006070	006120	006140	
120	007045	007150	007200	007330
160			007850	
200	008070	008150	008300	

SpinNet™ , UD stand, FLT swivel , Flow YYY , micro-tube length XXX , stabilizer ,press-fit connector to lateral pipe and AD valve 15, Catalog number : **64200** - (any of below 6 digits)

MODEL	15 CM	30 CM	60 CM	90 CM
070	005010	005020	005030	
090	006020	006030		006060
120	007015	007025	007035	
160		007600	007980	
200	007940	007960		

SpinNet™ , UD stand, SR swivel , Flow YYY , micro-tube length XXX , stabilizer , barb connector to lateral pipe, AD valve 20 , Catalog number : **64200** - (any of below 6 digits)

MODEL	15 CM	30 CM	60 CM	90 CM
050	004110			
070				
090		025100		
120				
160	026300	026350		026370
200				

SpinNet™ , UD stand, SR swivel , Flow YYY , micro-tube length XXX , stabilizer , barb connector to lateral pipe, AD valve 15 , Catalog number : **64200** - (any of below 6 digits)

MODEL	15 CM	30 CM	60 CM	90 CM
050	004100			
070				
090		013150		
120	026100	017660		
160				
200				

SpinNet™ , UD stand, SR swivel , Flow YYY , micro-tube length XXX , stabilizer , press-fit connector to lateral pipe, AD valve 20 , Catalog number : **64200** - (any of below 6 digits)

MODEL	15 CM	30 CM	60 CM	90 CM
050		023020		
070				
090				
120		026150		
160	026360			
200				

SpinNet™ , UD stand, SR swivel , Flow YYY , micro-tube length XXX , stabilizer , press-fit connector to lateral pipe, AD valve 15 , Catalog number : **64200** - (any of below 6 digits)

MODEL	15 CM	30 CM	60 CM	90 CM
050				
070				
090				
120				
160				
200				

Missing catalog numbers available upon request.
Background color defines the code color of the respective swivel. All assembly stands include 4*6.5 mm gray SSPE micro-tube.
Other stand combinations can be ordered based on the attached flowchart which can help determine the desired product requirement.

SPINNET™ COMPONENTS

SPINNET™ BODY NOZZLE	
50 l/h, Green	64220-003900
70 l/h, Black	64220-004000
90 l/h, Orange	64220-004100
120 l/h, Red	64220-004200
160 l/h, Brown	64220-004250
200 l/h, Yellow	64220-004300

SPINNET™ DISTRIBUTION MECHANISM	
LR, long range distribution model, Green swivel	64200-001020
FLT, flat distribution model, Gray swivel	64200-001000
SR, short range distribution model, Blue swivel	64200-001030